



# Stand and Mount Options for Wyse Thin Clients

OPTIMIZE COMFORT AND PRODUCTIVITY



Advanced, innovative and secure Wyse thin clients are designed to meet your business needs with the versatility to explore less obtrusive - or even hidden - placement at your desk.

Today's modern workspaces can be limited, especially within schools, clinics and reception areas, making smaller desktops critical. With several flexible mounting options, Wyse thin clients are the perfect solution for your virtual desktop environment.

## Make room for what matters most

Keep your endpoint off the desk and out of the way

### Horizontal Stand



Allows to place the thin client on a flat surface

### Vertical Stand



Vertically position your system on your desktop with confidence of stability

### Wall mount



Mount your thin client on a wall to improve the aesthetics of your work space and increase available workspace on your desk <sup>1</sup>

### Dual VESA Mount



Completely open your workspace with a behind the monitor mounting solution. Pair with an industry standard arm for ultimate support







### Behind the monitor mount



Allows the Wyse thin client to be mounted to select Dell displays.

Learn More at [Dell.com/Wyse](https://Dell.com/Wyse)

# STAND AND MOUNT OPTIONS FOR WYSE THIN CLIENTS

	DESCRIPTION	SKU	WYSE THIN CLIENT	MOUNT DETAILS
	<b>Dual VESA mount</b>	575-BBFM	Wyse 5010 Wyse 5020 Wyse 5060	To mount the thin client between a mounting surface and the monitor panel (arm, monitor and thin client are to be purchased seperately) <sup>5</sup> .
		575-BBFN	Wyse 5030	
		482-BBCL	Wyse 5070	Up to 27" monitor Monitor side supports 100x100mm. Client side supports 75x75mm.
		482-BBCM	Wyse 5070 Extended	
		575-BBFU	Wyse 7010 <sup>2</sup> Wyse 7020	
		482-BBBQ	Wyse 7040	
	<b>Single Monitor Arm – MSA14</b>	332-1235	Wyse 5070 Wyse 5070 Extended	Recommended Dell Single Monitor Arm to be used with Wyse 5070 dual VESA mount <sup>4</sup> .
	<b>Wall mount bracket</b>	575-BBFT	Wyse 5010 Wyse 5020 Wyse 5060 Wyse 7010 Wyse 7020	Specifically designed to mount the Wyse thin client to a wall or an industry arm.
	<b>Wall mount</b>	482-BBCT 575-BBRR 482-BBBP	Wyse 5070 Wyse 5070 Extended Wyse 7040	Mount your thin client on a wall to improve the aesthetics of your work space. Note: Wall mount for Wyse 5070 includes a power adapter holder.
	<b>Wall Mount / 2016 E series Behind the monitor mount</b>  Compatible with Dell Monitors E1916H, E2016, E2216H, E2316H, E2417H	575-BBMK	Wyse 3040	Specifically designed and tested to mount the Wyse 3040 thin client to the back of select Dell monitors or to a wall <sup>1</sup>
	<b>Horizontal stand / Wall mount</b>	452-BCMG 452-BCMh	Wyse 3030 Wyse 5030	Raises the thin client above a flat surface for proper cooling <sup>1</sup>

1 -Thin clients cannot be mounted under a desk due to limited cooling of the thin client



2 - Wyse 7010 with extended chassis is not supported.

3 - This is a two piece solution that consists of the horizontal stand (see on page 2) combined with the behind-the-monitor mount option.

4 - See the configuration matrix on page 5 for the list of eligible monitors.

5 - The Dual VESA mount option should not be used in combination with Dell-branded Dual arms or Dual stands.

# STAND AND BEHIND THE MONITOR MOUNT OPTIONS FOR WYSE THIN CLIENTS

	DESCRIPTION	SKU	WYSE THIN CLIENT	MOUNT DETAILS
	<b>Vertical stand</b>	321-BCTB	Wyse 5030	Vertically position your system on your desk with confidence and stability
		452-BCMM	Wyse 3030	
		452-BCMI	Wyse 5010 Wyse 5020 Wyse 5060	
		452-BDCE	Wyse 5070 Wyse 5070 Extended	
		452-BCMJ	Wyse 7010 <sup>2</sup> Wyse 7020	
		482-BBBR	Wyse 7040	
	<b>2016 E series Behind the monitor mount / Wall mount</b> Compatible with Dell Monitors E1916H, E2016, E2216H, E2316H, E2417H	575-BBMK	Wyse 3040	Mount to select 2016 Dell E-series monitors using standard VESA hole patterns. Supports 19" to 24" Dell monitors. Also serves as a wall mount.
	<b>2017 P series Behind the monitor mount (and select UltraSharp)</b> Compatible with Dell Monitor P1917S, P2017H, P2016, P2217H, P2317H, P2417H, U2415	575-BBMK + 575-BBOB	Wyse 3040	Mount to select P-Series displays (two piece solution that consists of the wall mount option for Wyse 3040 combined with the Dell 2017 P-series behind-the-monitor mount option). Supports 19" to 24" Dell monitors.
	<b>Behind the monitor mount for 2016 E Series monitors</b> Compatible with: E1916H, E1916HV, E2016, E2016H, E2016HV, E2216H, E2216HV, E2316H, E2416H, E2417H	575-BBMT	Wyse 3030 <sup>3</sup> Wyse 5010 Wyse 5020 Wyse 5030 <sup>3</sup> Wyse 5060	Allows mounting of the thin client to the back of select Dell branded monitors. Thin client mounts in center of the back of the monitor since fixed stand does not utilize the VESA holes in the monitor.
	<b>Behind the monitor mount for select 2017 P Series and UltraSharp monitors</b> Compatible with: P1917S, P2017H, P2217H, P2317H, P2417H, P2717H, P2418HZ, U2417H, U2718Q	575-BBMW	Wyse 3030 <sup>3</sup> Wyse 5010 Wyse 5020 Wyse 5030 <sup>3</sup> Wyse 5060	Allows mounting of the thin client to the back of select Dell branded monitors. Because P-series monitors have height adjustable stands that use the monitor's VESA holes for the stand, the thin client actually mounts to the side of the stand.

1 -Thin clients cannot be mounted under a desk due to limited cooling of the thin client

2 - Wyse 7010 with extended chassis is not supported.









3 - This is a two piece solution that consists of the horizontal stand (see on page 2) combined with the behind-the-monitor mount option.

4 - See the configuration matrix on page 5 for the list of eligible monitors.

5 - The Dual VESA mount option should not be used in combination with Dell-branded Dual arms or Dual stands.

6 - Monitor shown is a P2417H. Wyse 5070 installation behind other P series and U series monitors is similar.

# BEHIND THE MONITOR MOUNT OPTIONS FOR WYSE THIN CLIENTS

	DESCRIPTION	SKU	WYSE THIN CLIENT	MOUNT DETAILS
	<b>Behind the monitor mount for select E Series monitors</b>  Compatible with: E1916H, E2016H, E2218HN, E2318H, E2417H	482-BBCS	Wyse 5070 Wyse 5070 Extended	Allows mounting of the thin client together with the power adapter holder to the back of select Dell branded E Series monitors.
	<b>Behind the monitor mount for select P Series monitors:</b> P2417H, P2317H, P2217, P2217H	482-BBCN	Wyse 5070 Wyse 5070 Extended	Allows mounting of the thin client to the back of select Dell branded P-series monitors.
	<b>Behind the monitor mount for Dell P2415Q, P2016 and U2415 monitors</b>	482-BBCR	Wyse 5070 Wyse 5070 Extended	Allows mounting of the thin client to the back of Dell P2415Q, P2016 and U2415 monitors.
	<b>Behind the monitor mount for Dell MR2416, U2518D, U2718Q monitors</b>	482-BBCO	Wyse 5070 Wyse 5070 Extended	Allows mounting of the thin client to the back of Dell MR2416, U2518D, U2718Q monitors.
	<b>Behind the monitor mount for Dell P3418HW</b>	482-BBCP	Wyse 5070 Wyse 5070 Extended	Allows mounting of the thin client to the back of Dell P3418HW 34 Curved monitors.
	<b>Behind the monitor mount for Dell P4317Q</b>	482-BBCQ	Wyse 5070 Wyse 5070 Extended	Allows mounting of the thin client to the back of Dell P4317Q Ultra HD 4K Multi Client monitors.
	<b>Dell All-in-One Stand option - MFS18</b>	452-BCQC	Wyse 7040	Securely house your Wyse 7040 thin clients and Dell monitor neatly on your desk. Supports select 19" to 27" Dell UltraSharp and P models with Dell Quick Release and E model VESA compliant monitors
	<b>Dell all-in-one Mount for E-series display</b>	482-BBBO	Wyse 7040	Created so your thin clients can be VESA mounted to select Dell E-series displays easily and securely

1 -Thin clients cannot be mounted under a desk due to limited cooling of the thin client

2 - Wyse 7010 with extended chassis is not supported.

3 - This is a two piece solution that consists of the horizontal stand (see on page 2) combined with the behind-the-monitor mount option.

4 - See the configuration matrix on page 5 for the list of eligible monitors.

5 - The Dual VESA mount option should not be used in combination with Dell-branded Dual arms or Dual stands.

6 - Monitor shown is a P2417H. Wyse 5070 installation behind other P series and U series monitors is similar.

# STAND AND MOUNT OPTIONS FOR WYSE THIN CLIENTS

## Wyse 5070 compatibility matrix with Single Monitor Arm

The **Dell Single Monitor Arm - MSA14** is designed to maximize your viewing comfort and improve your productivity with its multi-adjustment capabilities such as height adjustability, tilt, and swivel and pivot features integrated cable management feature. The Wyse 5070 thin client is mounted between the single monitor arm and the monitor panel using the Dual VESA bracket option.



### Dell Single Monitor Arm - MSA14

Max Load Weight: 20 lbs / 9.1kgs

Dell Monitor	Wyse 5070 Slim chassis	Wyse 5070 Extended chassis
E1916H	Yes	Yes
E2016H	Yes	Yes
E2218HN	Yes	Yes
E2318H	Yes	Yes
E2417H	Yes	Yes
P2016	Yes	Yes
P2217	Yes	Yes
P2217H	Yes	Yes
P2317H	Yes	Yes
P2417H	Yes	Yes
P2415Q	Yes	Yes
P3418HW	No	No
P4317Q	No	No
MR2416	Yes	Yes
U2415	Yes	Yes
U2518D	Yes	Yes
U2718Q	Yes	Yes